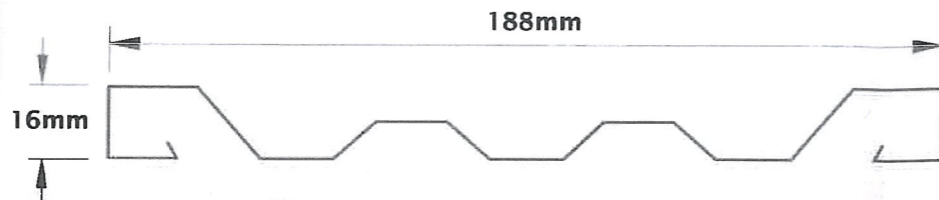


# HORIZONTAL CYCLONIC STYLELINE® FENCING Region C Full Shielding



Post Requirements (mm)		
Terrain Category	Post Height	Post Type
1.0	952	50x50x2.0
	1190	65x65x2.0
	1666	75x75x2.5
	1904	100x100x3.0
2.0	952	50x50x2.0
	1190	65x65x2.0
	1666	65x65x3.0
	1904	100x100x2.5
2.5	952	50x50x1.6
	1190	50x50x3.0
	1666	65x65x3.0
	1904	75x75x3.0
3.0	952	50x50x1.6
	1190	50x50x2.0
	1666	65x65x2.0
	1904	75x75x2.5

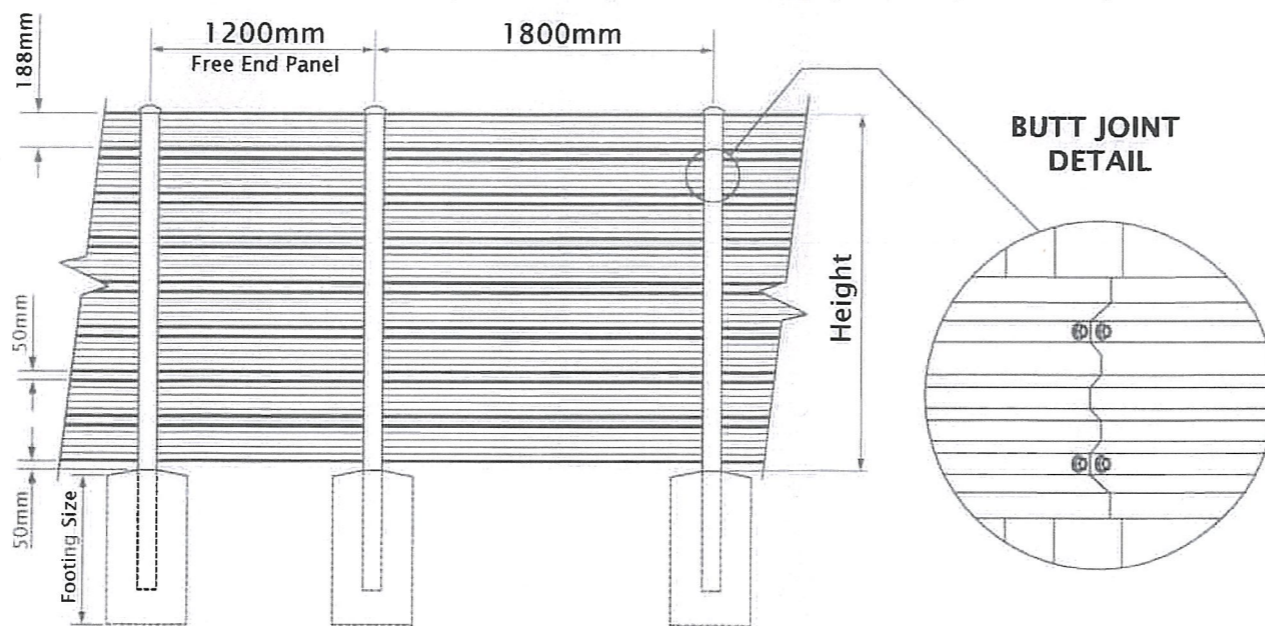
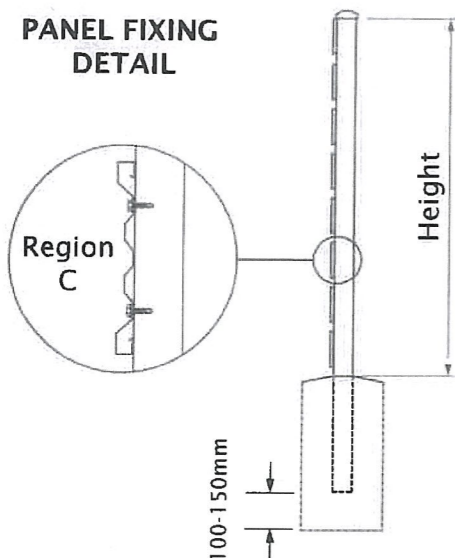
Circular Footing Sizes (mm)					
Terrain Category	Soil Type	Fence Height			
		952	1190	1666	1904
1.0	Sandy Clay	300x700	300x900	300x1050	300x1300
	Clay	300x600	300x600	300x750	300x950
2.0	Sandy Clay	300x650	300x800	300x1000	300x1200
	Clay	300x600	300x600	300x650	300x850
2.5	Sandy Clay	300x650	300x750	300x950	300x1150
	Clay	300x600	300x600	300x600	300x800
3.0	Sandy Clay	300x650	300x650	300x850	300x1000
	Clay	300x600	300x600	300x600	300x700

Note: Concrete to be minimum N20 grade with top of footings shaped to direct water away from posts.

### Fixing Details

- Panels pan fixed with two class four, minimum 12x20mm self drilling screws at each support rail.
- For fixing butt joints, ensure screws are located minimum of 20mm from the panel edge.
- For drainage purposes, it is recommended panels are installed at a slope to one end of 1:500, alternatively, a 5mm drainage hole is drilled mid-span of each panel between posts.

### PANEL FIXING DETAIL



Product Name  
**Styleline® Fencing (Region C)**

Product Description  
Styleline panels manufactured from 0.42mm BMT G550 steel, minimum AZ150 coating. Available in colour or Zinc/Al finish.

Manufacturer's Name  
**Stratco (Australia) Pty Ltd**  
780 Stuart Highway, Berrimah NT 0828. ABN 30 007 528 850

Design Criteria  
The following criteria was used in the development of the tables:

- Region C with an annual probability of exceedence of 1:200
- $V_r = F_c 61m/s$  (limit state), with  $F_c = 1.05$
- $M_s = 0.85, M_t/M_d = 1.0$
- Importance Level I

$M_{z,cat}(1.0) = 0.99$   
 $M_{z,cat}(2.0) = 0.91$   
 $M_{z,cat}(2.5) = 0.87$   
 $M_{z,cat}(3.0) = 0.83$

Refer AS/NZS 1170.2:2011 Structural design actions Part 2: Wind Actions for definition of terrain categories.  
 Definition of full shielding for domestic applications from AS4055-2012, alternatively, shielding multiplier,  $M_s$ , calculated from AS/NZS 1170.2:2011.

Pressure Coefficients:  
 $C_p(max) = +1.2$  for general fence area  
 $= +2.4$  for a distance of 2H from free ends

Design Criteria determined in accordance with AS/NZS 1170.2:2011 Wind Actions.

Limitations

- All SHS posts minimum C350, galvanised in accordance with AS/NZS 4792:2006.
- Minimum 50mm spacing between each horizontal panel and between the base of a panel and ground level.
- Panels shall be continuous for a minimum of two spans.
- Maximum column spacing 1800mm. Maximum column spacing at free ends, 1200mm.
- Free end column spacing applies for a distance of 2 x fence height from any free end.
- Footings shall be founded in natural soil only with minimum 250kPa ultimate foundation bearing capacity. Fence installer shall seek additional engineering advice for soil conditions outside of those specified.

Accepted for Inclusion SHEET 1 OF 4

DTCM ref: *M/S/D/01*

Chairman's Signature: *[Signature]*

Chairman's Name: *STEVEN J THRLICH*

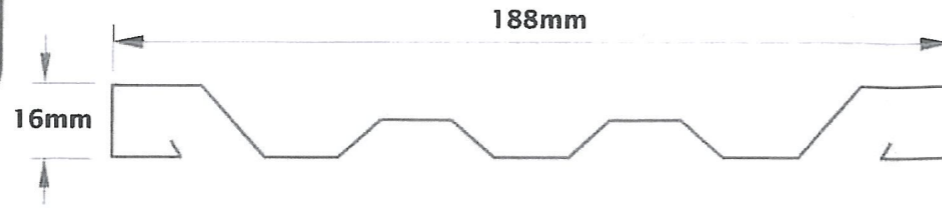
Date of Approval: *16/1/15* Expiry Date: *16/1/20*

**\*\*Design Engineers Certification**  
 Name: Trevor John  
 Registration Number: 106278  
 Date: 19.12.2014  
 Signature: *[Signature]* OUR REF: 51172-1  
\*\*registered as a structural engineer in Australia

**\*\*Certifying Engineers Certification**  
 Heiner Structural Engineering Consultants Pty Ltd  
 Name: Micheal Hatton (nominee)  
 NT Registration Number: NT 52229ES  
 Date: 12/01/2015  
 Signature: *[Signature]*  
\*\*registered as a structural engineer in Northern Territory



## VERTICAL CYCLONIC STYLELINE® FENCING Region C Full Shielding



**Product Name**  
Styleline® Fencing (Region C)

**Product Description**  
Styleline panels manufactured from 0.42mm BMT G550 steel, minimum AZ150 coating. Available in colour or Zinc/Al finish.

**Manufacturer's Name**  
Stratco (Australia) Pty Ltd  
780 Stuart Highway, Berrimah NT 0828. ABN 30 007 528 850

**Design Criteria**  
The following criteria was used in the development of the tables:

- Region C with an annual probability of exceedence of 1: 200
- $V_r = F_c 61 \text{ m/s}$  (limit state), with  $F_c = 1.05$
- $M_s = 0.85, M_t/M_d = 1.0$
- Importance Level I

$M_{z,cat} (1.0) = 0.99$   
 $M_{z,cat} (2.0) = 0.91$   
 $M_{z,cat} (2.5) = 0.87$   
 $M_{z,cat} (3.0) = 0.83$

Refer AS/NZS 1170.2:2011 Structural design actions Part 2: Wind Actions for definition of terrain categories.  
 Definition of full shielding for domestic applications from AS4055-2012, alternatively, shielding multiplier,  $M_s$ , calculated from AS/NZS 1170.2:2011.

**Pressure Coefficients:**  
 $C_p (\text{max}) = +1.2$  for general fence area  
 $= +2.4$  for a distance of 2H from free ends

Design Criteria determined in accordance with AS/NZS 1170.2:2011 Wind Actions.

- Limitations**
- All SHS posts and rails minimum C350, galvanised in accordance with AS/NZS 4792:2006, brackets minimum G300, Z275.
  - Minimum 50mm spacing between each vertical panel and between the base of panels and ground level.
  - Bottom rail positioned maximum 250mm from ground level. Top rail positioned to give maximum 150mm panel overhang.
  - Fencing rails shall be continuous over a minimum of two spans. Any required rail joins to occur at post locations.
  - Maximum column spacing 2400mm. Maximum column spacing at free ends, 1200mm.
  - Free end column spacing applies for a distance of 2 x fence height from any free end.
  - Footings shall be founded in natural soil only with minimum 250kPa ultimate foundation bearing capacity. Fence installer shall seek additional engineering advice for soil conditions outside of those specified.

**Accepted for Inclusion** SHEET 2 OF 4

**DTCM ref:** m/812/02

**Chairman's Signature:**

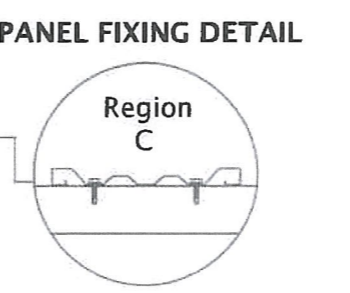
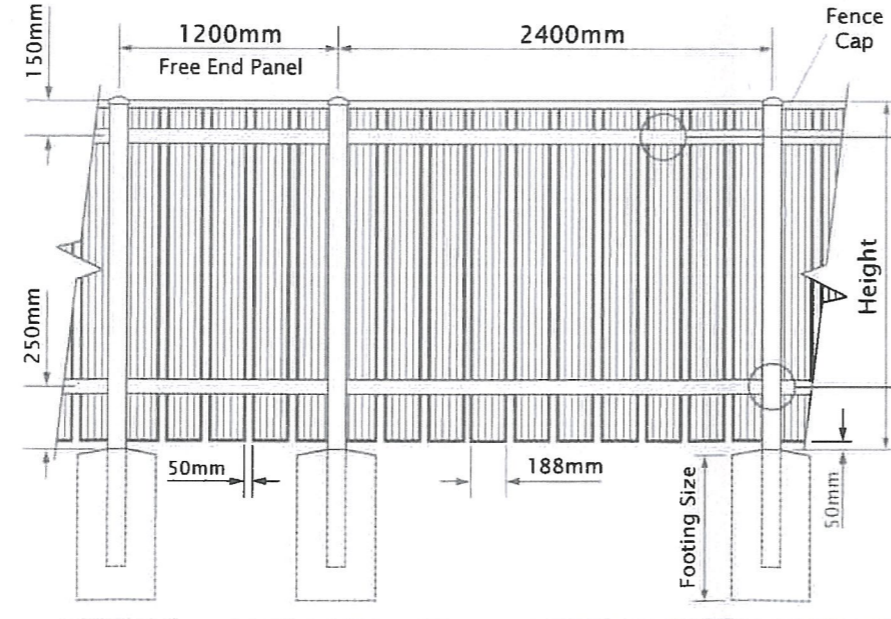
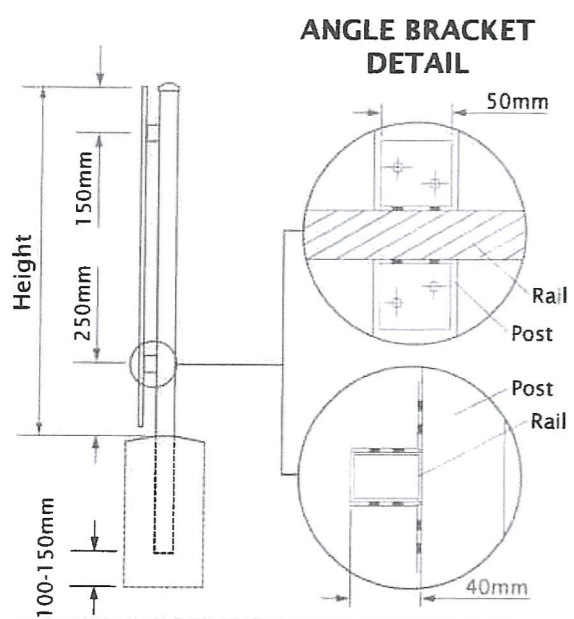
**Chairman's Name:** MICHAEL HATTON

**Date of Approval:** 16/1/15 **Expiry Date:** 16-1-20

Post Requirements (mm)			
Terrain Category	Post Height	Post Type	Rail Type
1.0	900	50x50x3.0	40x40x1.6
	1200	65x65x2.5	40x40x1.6
	1500	75x75x3.0	40x40x2.0
	1800	100x100x2.5	40x40x2.0
2.0	900	50x50x2.0	40x40x1.6
	1200	65x65x2.0	40x40x1.6
	1500	75x75x2.5	40x40x1.6
	1800	75x75x3.0	40x40x1.6
2.5	900	50x50x2.0	40x40x1.6
	1200	65x65x2.0	40x40x1.6
	1500	65x65x3.0	40x40x1.6
	1800	75x75x3.0	40x40x1.6
3.0	900	50x50x1.6	40x40x1.6
	1200	50x50x3.0	40x40x1.6
	1500	65x65x2.5	40x40x1.6
	1800	65x65x3.0	40x40x1.6

Circular Footing Sizes (mm)					
Terrain Category	Soil Type	Fence Height			
		900	1200	1500	1800
1.0	Sandy Clay	300x750	300x950	300x1200	300x1250
	Clay	300x600	300x600	300x800	300x900
2.0	Sandy Clay	300x700	300x850	300x1100	300x1150
	Clay	300x600	300x600	300x750	300x850
2.5	Sandy Clay	300x650	300x800	300x1050	300x1100
	Clay	300x600	300x600	300x700	300x750
3.0	Sandy Clay	300x650	300x750	300x900	300x950
	Clay	300x600	300x600	300x600	300x650

- Note:** Concrete to be minimum N20 grade with top of footings shaped to direct water away from posts.
- Fixing Details**
1. Panels pan fixed with two class four, minimum 12x20mm self drilling screws at each support rail.
  2. Support rails to be fixed to posts via pre-drilled 40x40x3.0mm angle brackets.
  3. Angle bracket attached to column using two class four, minimum 12x20mm self drilling screws.
  4. Support rails fixed to angle brackets with two class four, minimum 12x20mm self drilling screws.
  5. Support rails may also be welded to columns with 3mm continuous fillet welds (minimum 50mm weld length), top and bottom.
  6. Secure fence cap to outside of panels with one 3mm rivet per panel.



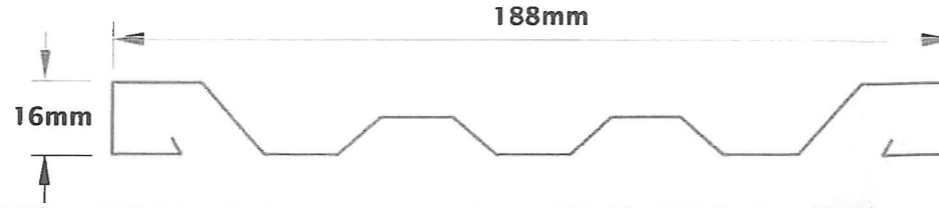
**\*\*Design Engineers Certification**  
 Name: Trevor John  
 Registration Number: 106278  
 Date: 19.12.2014  
 Signature:   
 OUR REF: 51172-1

**\*\*Certifying Engineers Certification**  
 Heiner Structural Engineering Consultants Pty Ltd  
 Name: Micheal Hatton (nominee)  
 NT Registration Number: NT 52229ES  
 Date: 12/01/2015  
 Signature:

\*\*registered as a structural engineer in Australia      \*\*registered as a structural engineer in Northern Territory



# HORIZONTAL CYCLONIC STYLELINE® FENCING Region C No Shielding



Post Requirements (mm)		
Terrain Category	Post Height	Post Type
1.0	952	50x50x3.0
	1190	75x75x2.5
	1666	100x100x2.5
	1904	100x100x4.0
2.0	952	50x50x3.0
	1190	65x65x3.0
	1666	75x75x3.0
	1904	100x100x3.0
2.5	952	50x50x3.0
	1190	65x65x2.5
	1666	75x75x3.0
3.0	952	50x50x2.0
	1190	65x65x2.0
	1666	65x65x3.0
	1904	100x100x2.5

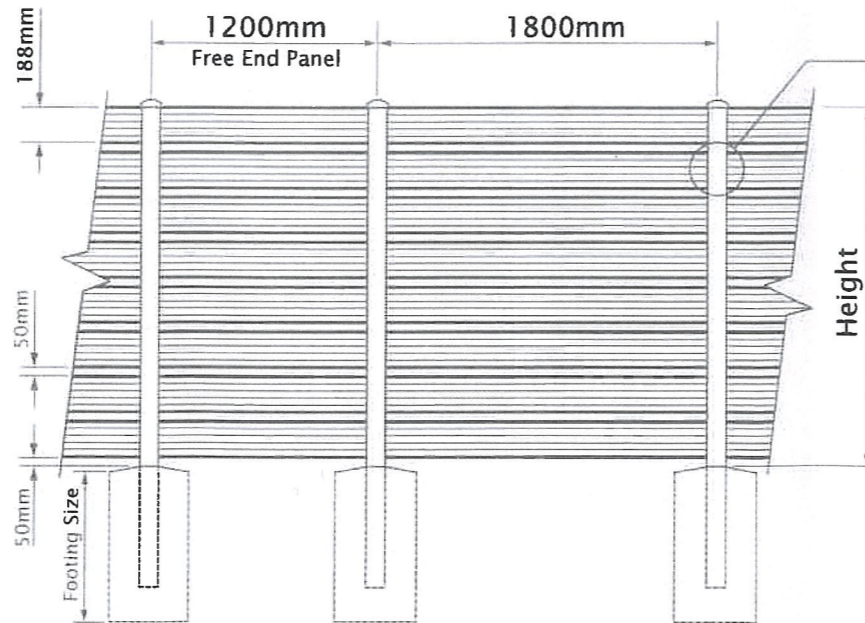
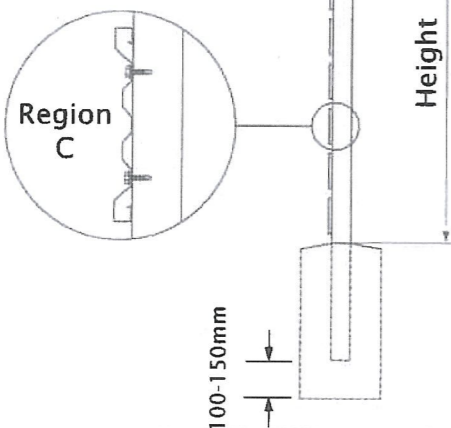
Circular Footing Sizes (mm)					
Terrain Category	Soil Type	Fence Height			
		952	1190	1666	1904
1.0	Sandy Clay	300x850	300x1150	300x1300	300x1550
	Clay	300x600	300x900	300x1050	300x1300
2.0	Sandy Clay	300x750	300x1050	300x1200	300x1450
	Clay	300x600	300x800	300x950	300x1200
2.5	Sandy Clay	300x750	300x1000	300x1200	300x1400
	Clay	300x600	300x750	300x900	300x1150
3.0	Sandy Clay	300x700	300x850	300x1050	300x1250
	Clay	300x600	300x600	300x750	300x950

**Note:** Concrete to be minimum N20 grade with top of footings shaped to direct water away from posts.

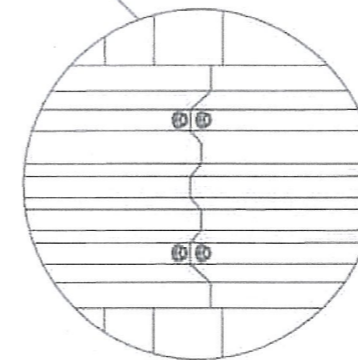
**Fixing Details**

1. Panels pan fixed with two class four, minimum 12x20mm self drilling screws at each support rail.
2. For fixing butt joints, ensure screws are located minimum of 20mm from the panel edge.
3. For drainage purposes, it is recommended panels are installed at a slope to one end of 1:500, alternatively, a 5mm drainage hole is drilled mid-span of each panel between posts.

**PANEL FIXING DETAIL**



**BUTT JOINT DETAIL**



**Product Name**  
Styleline® Fencing (Region C)

**Product Description**  
Styleline panels manufactured from 0.42mm BMT G550 steel, minimum AZ150 coating. Available in colour or Zinc/Al finish.

**Manufacturer's Name**  
Stratco (Australia) Pty Ltd  
780 Stuart Highway, Berrimah NT 0828. ABN 30 007 528 850

**Design Criteria**  
The following criteria was used in the development of the tables:

1. Region C with an annual probability of exceedence of 1:200
2.  $V_r = F_c 61\text{m/s}$  (limit state), with  $F_c = 1.05$
3.  $M_s/M_t/M_d = 1.00$
4. Importance Level 1

$M_{z,cat} (1.0) = 0.99$   
 $M_{z,cat} (2.0) = 0.91$   
 $M_{z,cat} (2.5) = 0.87$   
 $M_{z,cat} (3.0) = 0.83$

Refer AS/NZS 1170.2:2011 Structural design actions Part 2: Wind Actions for definition of terrain categories.  
 Pressure Coefficients:  
 $C_p (\text{max}) = +1.2$  for general fence area  
 $= +2.4$  for a distance of 2H from free ends

Design Criteria determined in accordance with AS/NZS1170.2:2011 Wind Actions.

- Limitations**
1. All SHS posts minimum C350, galvanised in accordance with AS/NZS 4792:2006.
  2. Minimum 50mm spacing between each horizontal panel and between the base of a panel and ground level.
  3. Panels shall be continuous for a minimum of two spans.
  4. Maximum column spacing 1800mm. Maximum column spacing at free ends, 1200mm.
  5. Free end column spacing applies for a distance of 2 x fence height from any free end.
  6. Footings shall be founded in natural soil only with minimum 250kPa ultimate foundation bearing capacity. Fence installer shall seek additional engineering advice for soil conditions outside of those specified.

Accepted for Inclusion SHEET 3 OF 4

DTCM ref: m/812/03

**\*\*Design Engineers Certification**  
 Name: Trevor John  
 Registration Number: 106278  
 Date: 19.12.2014  
 Signature: *Trevor John*  
 OUR REF: 51172-1  
\*\*registered as a structural engineer in Australia

**\*\*Certifying Engineers Certification**  
 Heiner Structural Engineering Consultants Pty Ltd  
 Name: Micheal Hatton (nominee)  
 NT Registration Number: NT 52229ES  
 Date: 12/01/2015  
 Signature: *M Hatton*  
\*\*registered as a structural engineer in Northern Territory

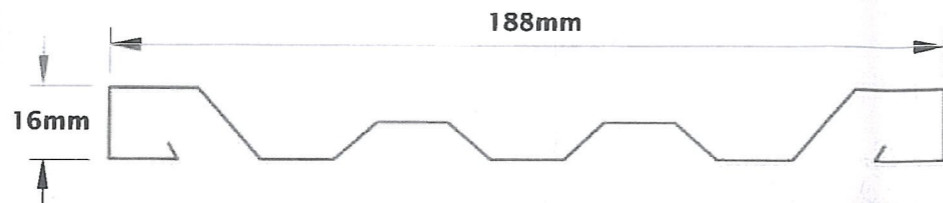
**Chairman's Signature:** *[Signature]*

**Chairman's Name:** ROYEN J EARLICH

**Date of Approval:** 16-1-15 **Expiry Date:** 16-1-20



## VERTICAL CYCLONIC STYLELINE® FENCING Region C No Shielding



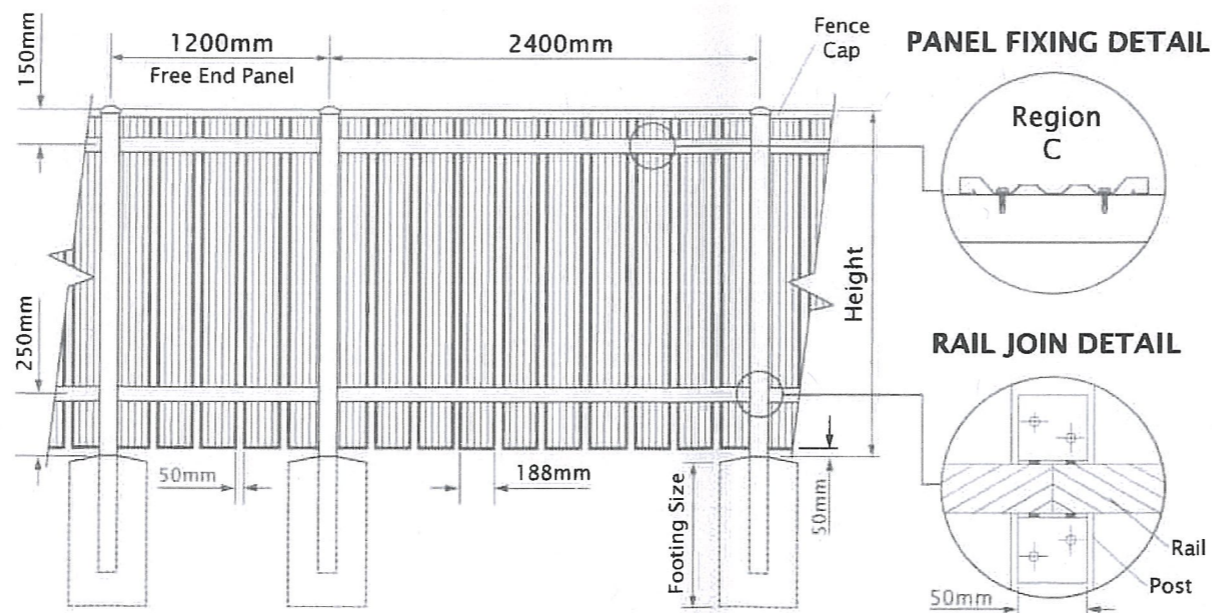
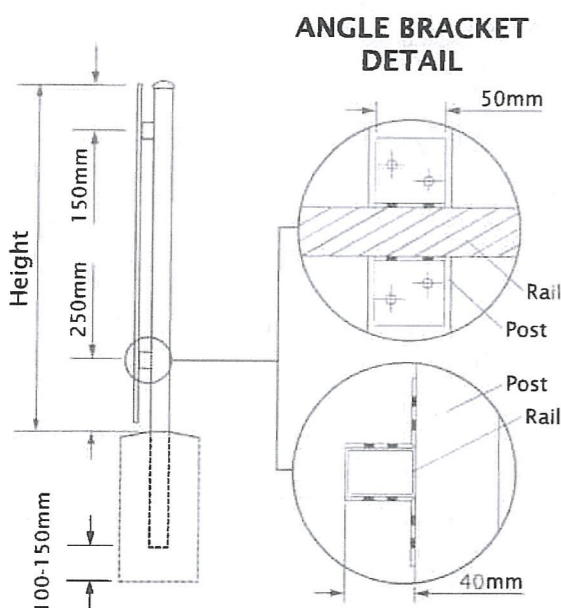
Post Requirements (mm)			
Terrain Category	Post Height	Post Type	Rail Type
1.0	900	65x65x2.0	40x40x1.6
	1200	65x65x3.0	40x40x2.0
	1500	100x100x2.5	40x40x3.0
2.0	900	50x50x3.0	40x40x1.6
	1200	65x65x2.5	40x40x1.6
	1500	100x100x2.5	40x40x3.0
2.5	900	50x50x3.0	40x40x1.6
	1200	65x65x2.5	40x40x1.6
	1500	100x100x3.0	40x40x3.0
3.0	900	50x50x2.0	40x40x1.6
	1200	65x65x2.0	40x40x1.6
	1500	65x65x3.0	40x40x2.0
	1800	75x75x3.0	40x40x2.0

Circular Footing Sizes (mm)					
Terrain Category	Soil Type	Fence Height			
		900	1200	1500	1800
1.0	Sandy Clay	300x900	300x1150	300x1400	300x1500
	Clay	300x650	300x900	300x1150	300x1200
2.0	Sandy Clay	300x850	300x1050	300x1300	300x1350
	Clay	300x600	300x800	300x1000	300x1100
2.5	Sandy Clay	300x800	300x1000	300x1250	300x1300
	Clay	300x600	300x750	300x950	300x1000
3.0	Sandy Clay	300x700	300x850	300x1100	300x1200
	Clay	300x600	300x650	300x850	300x900

**Note:** Concrete to be minimum N20 grade with top of footings shaped to direct water away from posts.

### Fixing Details

- Panels can be fixed with two class four, minimum 12x20mm self drilling screws at each support rail.
- Support rails to be fixed to posts via pre-drilled 40x40x3.0mm angle brackets.
- Angle bracket attached to column using two class four, minimum 12x20mm self drilling screws.
- Support rails fixed to angle brackets with two class four, minimum 12x20mm self drilling screws.
- Support rails may also be welded to columns with 3mm continuous fillet welds (minimum 50mm weld length), top and bottom.
- Secure fence cap to outside of panels with one 3mm rivet per panel.



**Product Name**  
Styleline® Fencing (Region C)

**Product Description**  
Styleline panels manufactured from 0.42mm BMT G550 steel, minimum AZ150 coating. Available in colour or Zinc/Al finish.

**Manufacturer's Name**  
Stratco (Australia) Pty Ltd  
780 Stuart Highway, Berrimah NT 0828. ABN 30 007 528 850

**Design Criteria**  
The following criteria was used in the development of the tables:

- Region C with an annual probability of exceedence of 1:200
- $V_r = F_c$  61m/s (limit state), with  $F_c = 1.05$
- $M_s/M_e/M_d = 1.00$
- Importance Level I

$M_{z,cat}(1.0) = 0.99$   
 $M_{z,cat}(2.0) = 0.91$   
 $M_{z,cat}(2.5) = 0.87$   
 $M_{z,cat}(3.0) = 0.83$

Refer AS/NZS 1170.2:2011 Structural design actions Part 2: Wind Actions for definition of terrain categories.  
 Pressure Coefficients:  
 $C_p(\text{max}) = +1.2$  for general fence area  
 $= +2.4$  for a distance of 2H from free ends

Design Criteria determined in accordance with AS/NZS 1170.2:2011 Wind Actions.

**Limitations**

- All SHS posts and rails minimum C350, galvanised in accordance with AS/NZS 4792:2006, brackets minimum G300, Z275.
- Minimum 50mm spacing between each vertical panel and between the base of panels and ground level.
- Bottom rail positioned maximum 250mm from ground level. Top rail positioned to give maximum 150mm panel overhang.
- Fencing rails shall be continuous over a minimum of two spans. Any required rail joints to occur at post locations.
- Maximum column spacing 2400mm. Maximum column spacing at free ends, 1200mm.
- Free end column spacing applies for a distance of 2 x fence height from any free end.
- Footings shall be founded in natural soil only with minimum 250kPa ultimate foundation bearing capacity. Fence installer shall seek additional engineering advice for soil conditions outside of those specified.

Accepted for Inclusion SHEET 4 OF 4

DTCM ref: *m/8/12/04*

Chairman's Signature: *[Signature]*

Chairman's Name: *STEVEN J. FURLICH*

Date of Approval: *16-1-15* Expiry Date: *16-1-20*

**\*\*Design Engineers Certification**  
 Name: Trevor John  
 Registration Number: 106278  
 Date: 19.12.2014  
 Signature: *[Signature]*  
 OUR REF: 51172-1  
\*\*registered as a structural engineer in Australia

**\*\*Certifying Engineers Certification**  
 Helner Structural Engineering Consultants Pty Ltd  
 Name: Micheal Hutton (nominee)  
 NT Registration Number: NT 52229ES  
 Date: 12/01/2015  
 Signature: *[Signature]*  
\*\*registered as a structural engineer in Northern Territory